
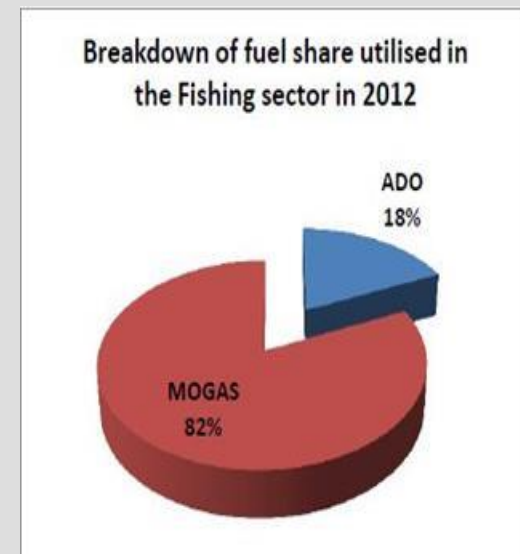
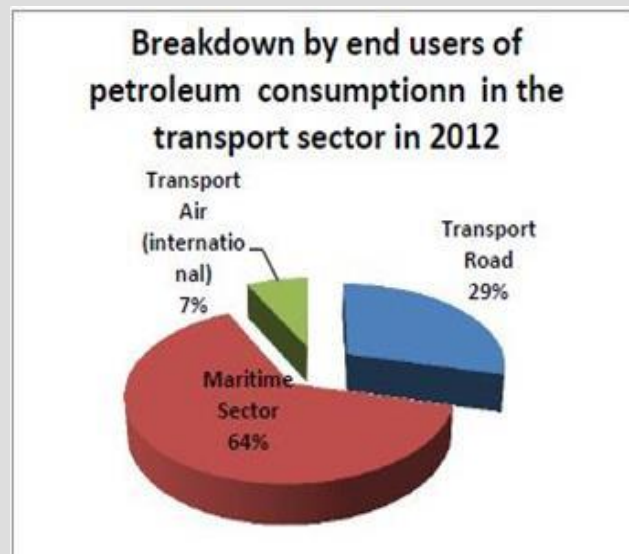
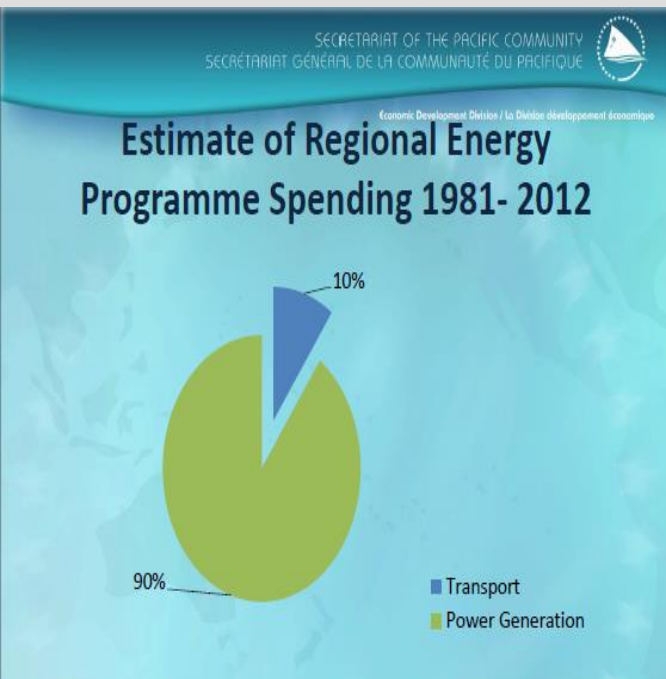


Potential for Sustainable Sea Transport: A Case Study of the Southern Lomaiviti, Fiji Islands

Amelia Bola
Sustainable Sea Transport Research Programme
The University of the South Pacific

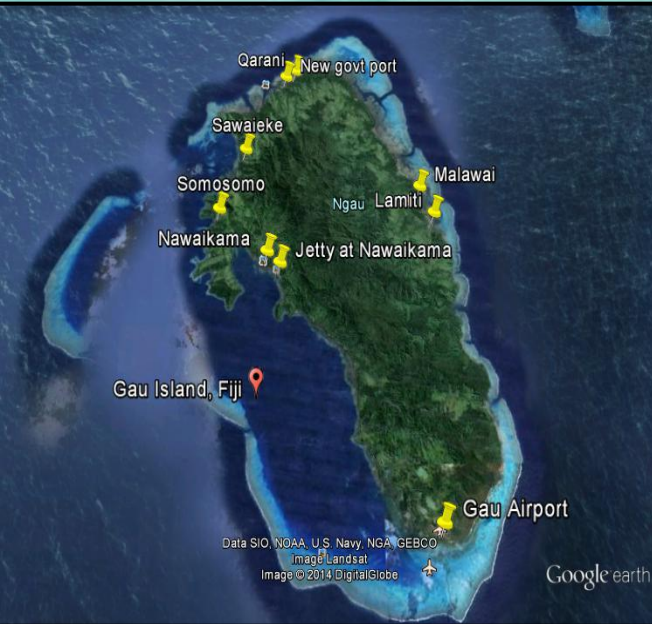


Pacific Island Sea Transport Context



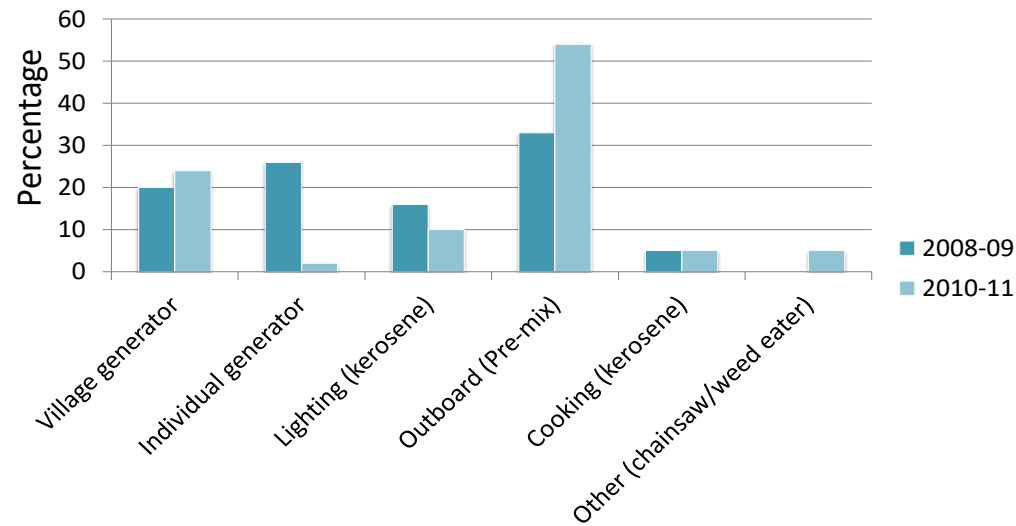






Current Sea Transport Profile: Island Level Solodamu Village Surveys 2009 & 2011

Fuel Use



Gau Baseline Survey July 2013

One-way fares of routes within and out of Gau Island

From	To	Air Travel (FJ)	Shipping Franchise (FJ)	Fibre Boat (FJ)
Gau (Lovu)	Suva	\$130.75 \$107.75 (2yrs - 11yrs) \$70.75 (babies-1yr 11months)	\$70/\$75 Adult \$25 Child	*dependent on village
Somosomo	Suva	-	\$70/\$75 Adult \$25 Child	\$600-\$700 vessel hire \$70/passenger
	Nawaikama/Port	-	-	\$30/passenger
	Sawaieke	-	-	\$250 vessel hire
	Lovu/ Airport	-	-	\$250 vessel hire
Nawaikama	Suva	-	\$70/\$75 Adult \$25 Child	\$600-\$700 vessel hire \$70/passenger
	Lovu/Airport	-	-	\$80 vessel hire
	Qarani/ Govt Services	-	-	\$80 vessel hire
Lamiti, Malawai and Sawaieke	Suva	-	\$70/\$75 Adult \$25 Child	\$400-\$500 vessel hire \$50/passenger
	Nawaikama/Port	-	-	\$200 vessel hire
	Qarani	-	-	\$100 vessel hire



