



LTA Statistics

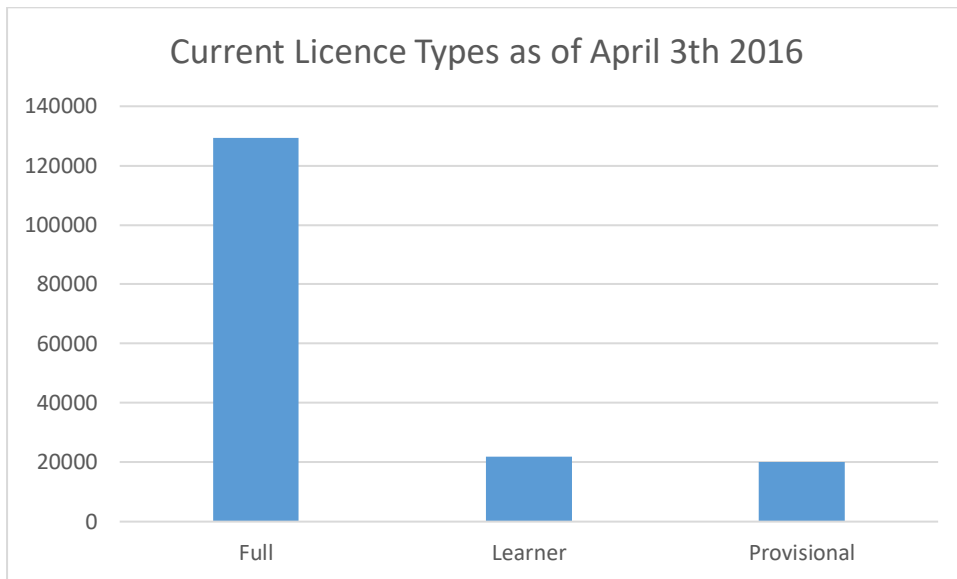


TABLE OF CONTENTS

1.0	Currently Registered License 2016	1
2.0	Licence Renewal	2
3.0	Provisional Licence Issuance.....	3
4.0	Vehicle New Registration Jan – March 2016	4
5.0	Vehicle New Registration 2000 - 2015	5
6.0	Currently Registered Vehicles - April 3 rd 2016	6
7.0	Vehicle Renewal 2000- 2015	7
8.0	Tin Infringement	8

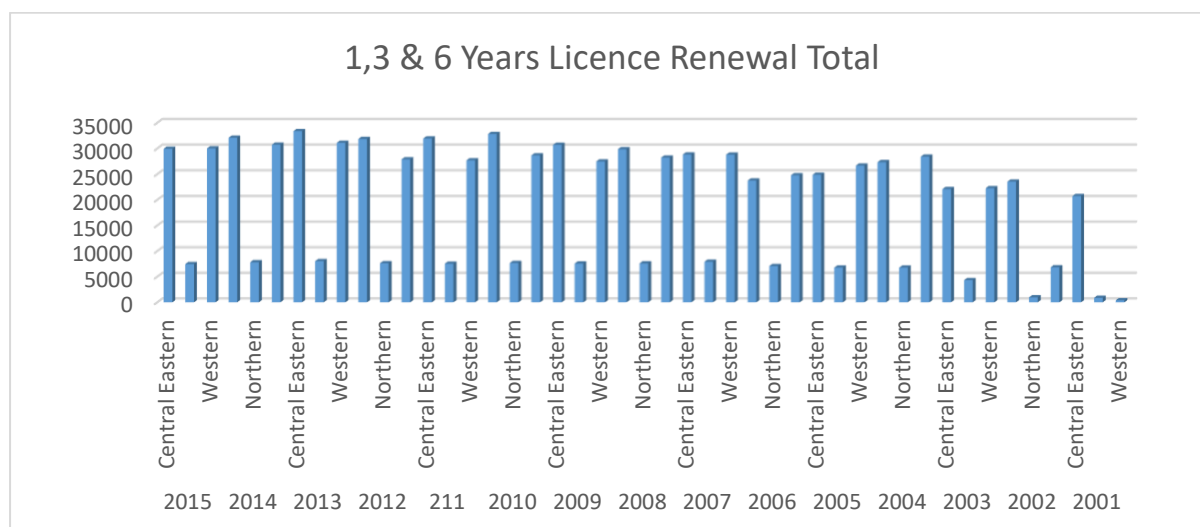
1.0 Currently Registered License 2016

Current License Types as of April 4th 2016	
License Type	Count
Full	129360
Learner	21977
Provisional	20032
Total	171369



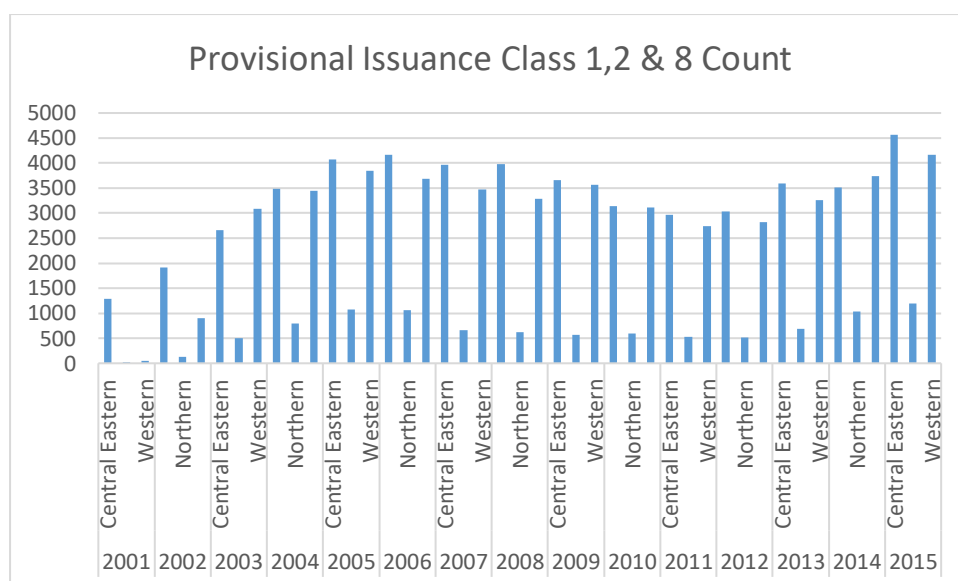
2.0 Licence Renewal

1,3 & 6 Years Licence Renewal					
Year	District	Total	Year	District	Total
2001	Central Eastern	20741	2009	Central Eastern	30710
	Northern	870		Northern	7576
	Western	404		Western	27482
2002	Central Eastern	23545	2010	Central Eastern	32838
	Northern	968		Northern	7676
	Western	6836		Western	28664
2003	Central Eastern	22100	2011	Central Eastern	31952
	Northern	4339		Northern	7546
	Western	22268		Western	27706
2004	Central Eastern	27345	2012	Central Eastern	31848
	Northern	6776		Northern	7634
	Western	28420		Western	27884
2005	Central Eastern	24888	2013	Central Eastern	33389
	Northern	6786		Northern	8039
	Western	26669		Western	31103
2006	Central Eastern	23760	2014	Central Eastern	32099
	Northern	7077		Northern	7819
	Western	24780		Western	30742
2007	Central Eastern	28834	2015	Central Eastern	29949
	Northern	7938		Northern	7463
	Western	28802		Western	30024
2008	Central Eastern	29855			
	Northern	7600			
	Western	28238			



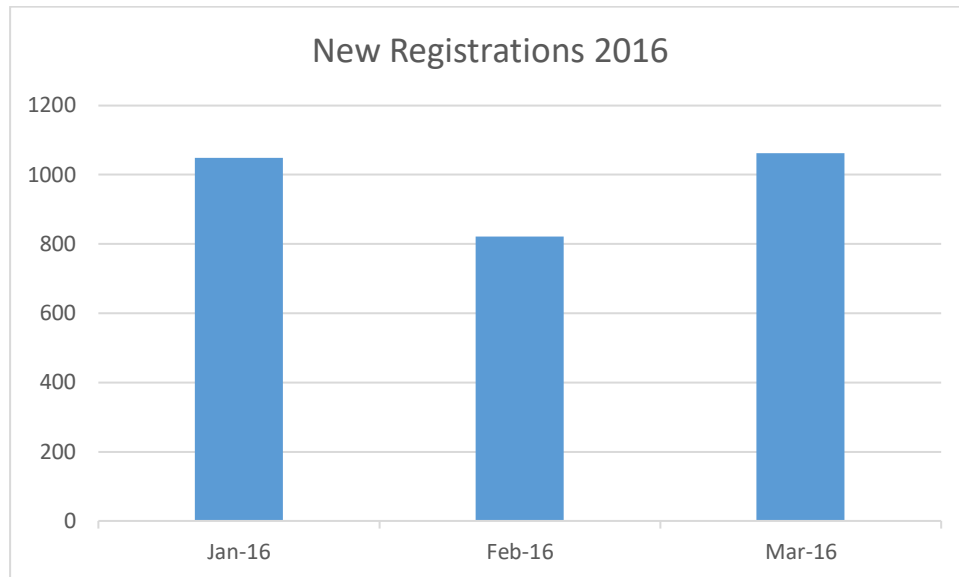
3.0 Provisional Licence Issuance

Provisional Issuance Class 1,2 & 8					
Year	Division	Count	Year	Division	Count
2001	Central Eastern	1289	2009	Central Eastern	3653
	Northern	23		Northern	567
	Western	45		Western	3568
2002	Central Eastern	1914	2010	Central Eastern	3134
	Northern	126		Northern	595
	Western	895		Western	3115
2003	Central Eastern	2656	2011	Central Eastern	2964
	Northern	504		Northern	530
	Western	3080		Western	2740
2004	Central Eastern	3490	2012	Central Eastern	3030
	Northern	795		Northern	521
	Western	3448		Western	2823
2005	Central Eastern	4077	2013	Central Eastern	3598
	Northern	1069		Northern	686
	Western	3841		Western	3261
2006	Central Eastern	4165	2014	Central Eastern	3506
	Northern	1058		Northern	1036
	Western	3681		Western	3743
2007	Central Eastern	3961	2015	Central Eastern	4568
	Northern	658		Northern	1192
	Western	3468		Western	4170
2008	Central Eastern	3972			
	Northern	627			
	Western	3280			



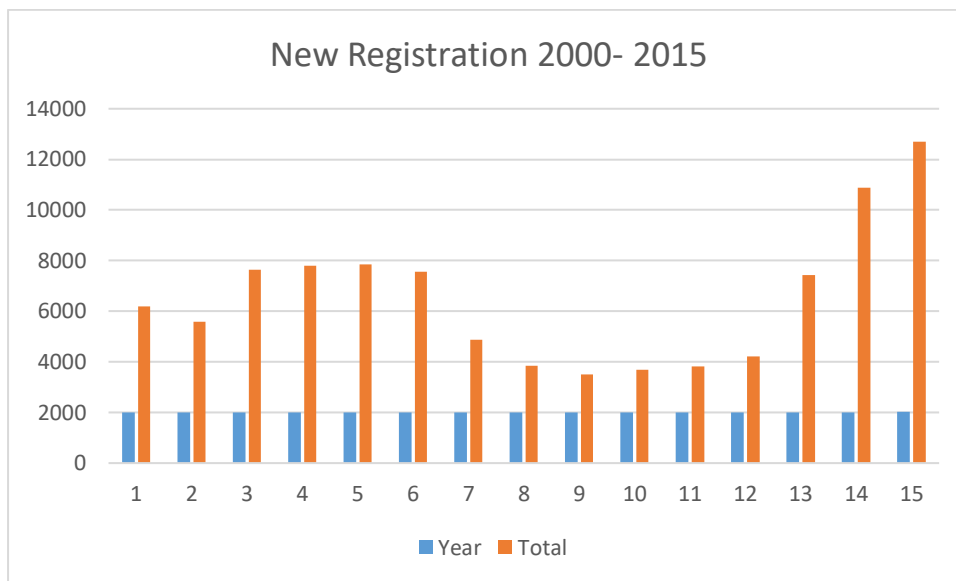
4.0 Vehicle New Registration Jan – March 2016

Month	Brand New	Secondhand	Total
Jan-16	318	730	1048
Feb-16	276	545	821
Mar-16	432	630	1062



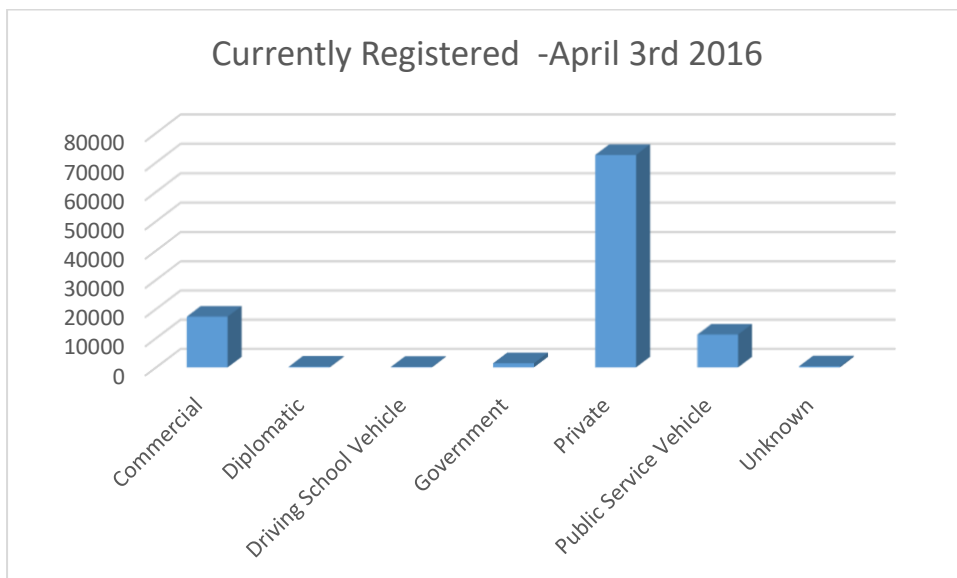
5.0 Vehicle New Registration 2000 - 2015

Year	Brand New	Second Hand	Rebuilt	Reconditioned	Unknown	Total
2001	3668	2259	152	0	108	6187
2002	2146	3305	51	0	86	5588
2003	2143	5428	32	0	26	7629
2004	2330	5388	49	0	38	7805
2005	2551	5284	13	0	5	7853
2006	2650	4891	13	0	6	7560
2007	2120	2720	17	0	4	4861
2008	2547	1299	8	0	3	3857
2009	1805	1695	9	0	3	3512
2010	1734	1947	6	0	1	3688
2011	2301	2301	10	0	4	3826
2012	2534	1669	3	0	5	4211
2013	3597	3818	6	0	1	7422
2014	4272	6582	16	4	2	10876
2015	3707	8959	6	22	0	12694



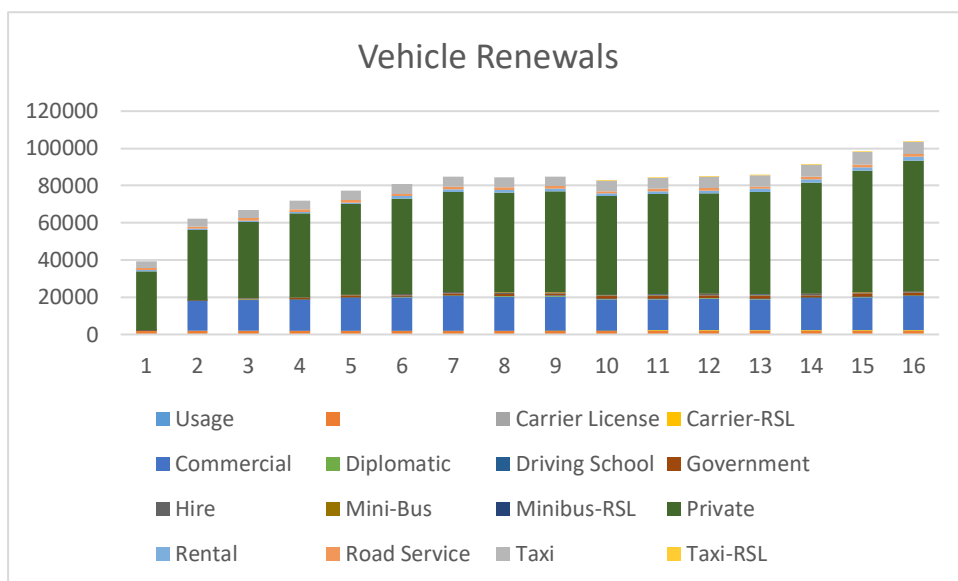
6.0 Currently Registered Vehicles - April 3rd 2016

Class	Count
Commercial	17381
Diplomatic	270
Driving School Vehicle	182
Government	1423
Private	72543
Public Service Vehicle	11246
Unknown	370
Total	103415



7.0 Vehicle Renewal 2000- 2015

Usage	Year															
	2000	2001	2002	2003	2004	2005	2006	2007	2008	2009	2010	2011	2012	2013	2014	2015
Carrier License	0	0	0	12	55	77	87	74	66	77	63	69	69	57	53	47
Carrier-RSL	0	0	0	0	0	0	0		1	29	159	204	233	278	293	329
Commercial	0	15980	16688	16710	17783	17833	18569	18262	18375	16879	16757	17072	16646	17077	17616	18170
Diplomatic	64	121	212	197	215	264	290	301	296	287	282	270	294	289	296	284
Driving School	1	0	0	33	66	98	117	119	118	120	112	110	116	139	144	165
Government	74	171	343	519	737	905	1098	1143	1156	1223	1335	1403	1313	1327	1508	1349
Hire	192	331	345	382	450	505	544	520	496	462	458	489	478	485	513	495
Mini-Bus	6	32	47	88	111	167	206	274	268	295	324	367	367	375	367	358
Minibus-RSL	0	0	0	0	0	0	0	0	0	27	116	118	122	124	122	111
Private	31521	37546	40938	45012	48607	51233	53565	53515	54167	53023	53819	53714	54919	59415	64988	69968
Rental	617	618	682	795	974	1173	1414	1392	1377	1400	1491	1637	1618	1693	1923	2137
Road Service	1134	1245	1292	1329	1357	1344	1401	1361	1299	1273	1323	1354	1401	1472	1545	1537
Taxi	3521	4027	4196	4653	5029	5154	5463	5390	5137	5426	5679	5968	6071	6452	6568	6473
Taxi-RSL	0	0	0	0	0	0	0	0	0	1	8	6	8	7	4	2



8.0 Tin Infringement

Tin Infringement			
Year	Count	Year	Count
2000	214	2008	86682
2001	27400	2009	68516
2002	18547	2010	57437
2003	29640	2011	66030
2004	49386	2012	72980
2005	58003	2013	82736
2006	65471	2014	89326
2007	93076	2015	62361

